

Buoys + Fenders + Accessories



Polyform
US®

Uniquely Polyform

www.PolyformUS.COM

F SERIES FENDERS



Unique one-piece construction with even wall thickness for maximum strength and durability.

The largest size range available
Best selling heavy-duty fender

- For boats 6 to 21 meters and up in length
- Twin-eye design hangs vertically or horizontally
- Multiple ribbed reinforced ropeholds for the most demanding applications
- Designed for use in permanent unprotected moorings, pilings, locks and concrete walls
- Unique vinyl valve seals securely



DUAL VALVE SYSTEM

On the F-13:
"AIR IN" for easy inflation.
"AIR OUT" for easy deflation and storage.



F SERIES SPECIFICATIONS

	F-1	F-02	F-2	F-3	F-4	F-5	F-6	F-7	F-8	F-10	F-11	F-13
DIAMETER	15,2 cm	19,1 cm	20,8 cm	20,8 cm	21,6 cm	27,9 cm	27,9 cm	38,1 cm	38,1 cm	45,7 cm	53,8 cm	73,7 cm
LENGTH	61,0 cm	66,0 cm	63,0 cm	76,2 cm	102,9 cm	76,2 cm	106,7 cm	104,1 cm	147,3 cm	127,0 cm	146,1 cm	194,3 cm
EYE DIAMETER	1,8 cm	1,8 cm	2,3 cm	2,3 cm	2,3 cm	2,3 cm	2,5 cm	2,5 cm	2,5 cm	2,5 cm	2,8 cm	3,0 cm
MAX INFLATION CIRCUMFERENCE	47,9 cm	59,9 cm	65,5 cm	65,5 cm	67,9 cm	87,8 cm	87,8 cm	119,7 cm	119,7 cm	143,7 cm	169,2 cm	231,5 cm
MAX INFLATION DIAMETER	15,2 cm	19,1 cm	20,8 cm	20,8 cm	21,6 cm	27,9 cm	27,9 cm	38,1 cm	38,1 cm	45,7 cm	53,8 cm	73,7 cm
VOLUME	7,2 liters	11,7 liters	16,3 liters	20,4 liters	29,1 liters	27,6 liters	57,2 liters	71,2 liters	149,9 liters	154,4 liters	241,1 liters	600,4 liters
UNIT WEIGHT	1.2 kg	1.5 kg	1.8 kg	2.4 kg	3.4 kg	2.7 kg	4.6 kg	4.8 kg	8.6 kg	8.9 kg	11.5 kg	28.4 kg
UNITS PER CARTON	10	10	10	10	5	5	5	5	4	2	3	2
CARTON WEIGHT	12.8 kg	16.1 kg	19.7 kg	25.8 kg	19.0 kg	15.2 kg	25.9 kg	27.8 kg	38.2 kg	19.4 kg	38.2 kg	63.2 kg
CUBIC METERS PER CARTON	0,05 m ³	0,09 m ³	0,09 m ³	0,11 m ³	0,09 m ³	0,09 m ³	0,14 m ³	0,18 m ³	0,18 m ³	0,09 m ³	0,18 m ³	0,26 m ³
BOAT SIZE	6-9 m	6-9 m	6-9 m	6-9 m	9-12 m	9-12 m	9-12 m	12-15 m	18-21 m	18-21 m	21m& up	21m& up

*Maximum inflation pressure is 2 psi, over-inflation voids warranty.



Boating Essentials

Polyform F Series

F SERIES FENDERS

F SERIES ORDERING INFORMATION

STANDARD COLOR SKUS

NON-STANDARD COLORS**

**Minimum quantities and additional charges may apply to any "non-standard" color. Please contact Polyform US for details and visit website for current colors.

	Blue	White	Black	Graphite	Grey	Cobalt Blue	Navy	Catalina Blue	Forest Green	Lime	Green
F-1	65-186-081	82-432-076	38-429-986	59-899-042	32-968-418	25-029-497	63-548-275	65-977-616	43-655-365	13-484-640	26-939-589
F-02	91-210-601	91-318-700	45-488-161	64-379-813	50-220-083	09-032-321	72-138-262	80-808-003	74-512-981	23-116-778	92-850-616
F-2	29-840-825	94-211-739	40-488-138	86-104-416	35-425-823	18-437-546	80-599-873	03-128-083	08-292-183	78-279-504	94-266-513
F-3	67-934-725	83-518-187	64-442-100	34-665-461	36-363-061	98-799-490	23-755-842	72-352-104	65-555-597	95-716-032	32-852-871
F-4	42-002-884	82-633-511	72-249-881	88-141-027	81-341-222	56-994-604	02-130-673	02-372-113	01-019-743	78-020-439	50-502-819
F-5	49-958-248	51-654-951	80-923-911	94-665-692	79-313-752	31-619-526	72-947-783	55-392-807	27-549-608	08-301-260	24-552-713
F-6	48-331-218	20-997-926	91-471-931	60-402-048	03-967-365	97-270-956	27-029-368	50-240-296	05-528-087	58-961-517	60-639-557
F-7	68-917-413	61-633-059	24-367-435	89-847-267	31-775-800	87-375-277	23-611-558	65-673-435	91-491-561	62-593-409	54-556-760
F-8	33-103-940	24-582-243	28-292-760	86-877-657	58-486-316	63-390-760	34-348-569	05-456-670	71-982-352	47-747-051	42-632-090
F-10	60-234-782	45-268-619	03-215-361	38-651-282	07-450-643	63-514-542	20-032-109	35-880-497	54-555-091	24-867-773	24-126-116
F-11	27-077-003	37-453-829	12-856-867	35-764-837	72-341-009	01-770-224	67-344-423	04-544-865	94-851-806	28-475-464	55-190-009
F-13	09-347-774	55-785-521	54-719-310	19-972-464	78-673-179	82-334-204	51-739-382	17-696-992	66-659-542	65-914-411	83-999-363

1,95m

1,8m

1,65m

1,5m

1,35m

1,2m

1,05m

0,90m

0,75m

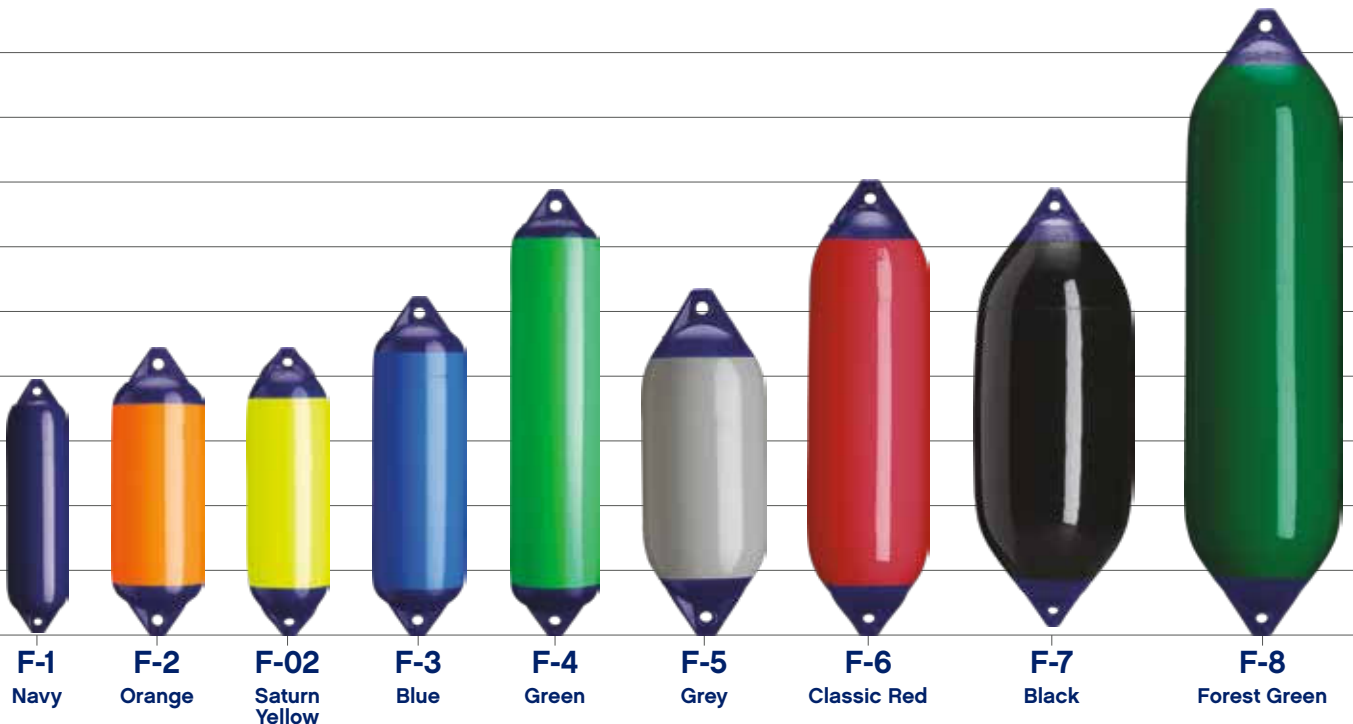
0,60m

0,45m


0,30m

0,15m

0m



											
	Teal	Purple	Int. Orange	Orange	Classic Red	Red	Burgundy	Berry	Saturn Yellow	Yellow	Sand
F-1	31-698-427	28-951-415	38-088-079	96-988-810	90-780-126	07-123-381	16-176-580	34-620-321	61-502-826	78-261-323	90-327-467
F-02	25-902-237	88-162-614	32-869-709	57-572-347	24-067-648	04-536-564	12-149-590	28-563-288	07-885-544	23-379-027	61-040-845
F-2	85-046-334	45-263-345	99-084-140	55-297-117	65-133-374	59-357-416	64-461-843	64-129-593	49-008-826	41-882-424	38-343-077
F-3	73-921-950	01-098-848	96-736-077	30-878-938	21-036-307	66-405-439	78-972-026	51-204-793	05-803-668	50-311-233	09-346-085
F-4	26-252-983	72-759-854	05-054-480	95-467-022	59-905-087	16-044-275	65-893-809	80-516-107	27-504-544	46-521-369	11-089-554
F-5	67-349-146	48-705-653	55-768-193	79-368-456	29-660-792	35-797-441	26-409-191	99-848-701	30-859-195	35-856-532	25-552-154
F-6	64-716-068	53-258-849	95-987-382	26-614-624	93-880-792	95-481-514	63-899-221	18-522-753	41-286-688	01-544-571	21-276-086
F-7	52-774-316	45-468-841	48-518-873	80-127-638	18-924-138	90-455-540	83-624-906	04-840-466	64-221-904	45-535-352	40-589-659
F-8	89-038-570	59-870-093	41-539-626	80-796-269	90-884-908	18-123-679	13-449-999	17-924-706	66-380-166	11-534-088	07-246-400
F-10	78-726-511	49-255-154	68-356-883	28-560-163	25-697-943	83-256-322	08-238-521	39-095-289	04-150-140	48-085-696	25-856-329
F-11	87-666-165	90-076-981	40-412-416	52-596-668	84-801-596	94-340-782	96-766-209	84-890-054	59-375-270	39-187-270	38-249-878
F-13	33-180-367	96-653-169	65-404-672	70-372-766	56-675-332	77-333-893	84-919-463	60-226-179	71-532-766	77-074-589	85-059-742



WT+ BK Ropehold

F-4	19-640-894
F-5	22-817-236
F-6	20-095-830
F-7	79-172-221

Black ropeholds are available in A-4 through A-7.

Trusted Worldwide

Made in the USA

FENDER/BUOY SIZING CHART

BOAT SIZE	FENDER SELECTION	BUOY SELECTION
Up to 3m	G-1	A-0
3–4,5m	G-2, NF-3	A-0
4,5–6m	G-3, NF-3	A-1, S-1
6–7,5m	F-1, F-02, F-2, F-3, G-4, HTM-1, NF-4	A-1, LD-1
7,5–9m	F-02, F-2, F-3, G-5, HTM-2, NF-5	A-1, LD-1
9–10m	F-4, F-5, G-5, HTM-3, NF-5	A-2, LD-2
10–12m	F-5, F-6, G-6, HTM-3	A-2, LD-2
12–14m	F-6, HTM-4	A-3, LD-3
15–18m	F-7, F-8	A-4, LD-4
18–21m	F-8, F-10, F-11	A-5
21m & up	F-11, F-13	A-5, A-6, A-7

Polyform U.S. Buoy/Fender Guide is to be used as a general guide. Common sense, as well as an understanding of your boat and mooring conditions, must be considered. The final responsibility has to be taken by the consumer due to the many variables out of Polyform's control.



HTM SERIES FENDERS



The classic center tube design allows for hanging vertically or horizontally.

Reinforced tube ends and ribs add strength and durability

- For boats 6 to 15 meters in length
- Designed for medium-duty use in both permanent protected and unprotected moorings
- Useful protection against pilings and other awkward docking situations
- Even wall thickness for maximum strength and durability
- Molded-in ribs for strength and abrasion resistance
- Unique Polyform valve for years of service



HTM SERIES COLORS

STANDARD COLOR SKUS

NON-STANDARD COLORS**

**Minimum quantities and additional charges may apply to any "non-standard" color. Please contact Polyform US for details and visit website for current colors.












	Blue	White	Black	Graphite	Grey	Cobalt Blue	Navy	Catalina Blue	Forest Green	Lime	Green
HTM-1	10-377-440	53-672-247	79-751-374	15-218-920	09-301-769	66-407-263	84-191-044	07-864-268	38-923-343	65-296-616	37-287-747
HTM-2	16-436-415	20-953-038	84-065-681	29-101-704	30-612-892	95-396-458	55-715-148	80-842-763	23-684-762	17-947-853	37-060-060
HTM-3	03-088-059	70-051-909	39-149-388	08-447-135	32-520-460	85-083-220	01-583-952	74-639-830	01-469-416	04-159-298	07-206-685
HTM-4	30-347-203	85-236-514	24-890-772	37-334-953	64-282-594	29-047-402	83-699-446	59-360-727	69-619-861	79-519-288	81-966-140



HTM SERIES SPECIFICATIONS

	HTM-1	HTM-2	HTM-3	HTM-4
DIAMETER	16,0 cm	21,6 cm	26,7 cm	34,3 cm
LENGTH	39,4 cm	52,1 cm	68,6 cm	88,4 cm
TUBE DIAMETER	1,6 cm	1,6 cm	1,6 cm	1,6 cm
MAX INFLATION CIRCUMFERENCE	50,3 cm	67,9 cm	83,8 cm	107,8 cm
MAX INFLATION DIAMETER	16,0 cm	21,6 cm	26,7 cm	34,3 cm
VOLUME	6,8 liters	17,8 liters	34,8 liters	59,1 liters
UNIT WEIGHT	1,1 kg	2,1 kg	3,5 kg	4,8 kg
UNITS PER CARTON	6	4	4	4
CARTON WEIGHT	7,5 kg	9,4 kg	15,6 kg	21,3 kg
CUBIC FEET PER CARTON	0,07 m ³	0,10 m ³	0,20 m ³	0,35 m ³
BOAT SIZE	6-9 m	6-9 m	9-12 m	12-15 m

*Maximum inflation pressure is 2 psi, over-inflation voids warranty.

											
	Teal	Purple	Int. Orange	Orange	Classic Red	Red	Burgundy	Berry	Saturn Yellow	Yellow	Sand
HTM-1	23-488-544	88-800-958	84-854-668	45-898-118	18-643-066	50-287-341	20-287-231	19-879-518	48-615-902	72-688-719	29-279-958
HTM-2	45-580-510	56-143-642	37-338-743	01-501-670	89-237-529	76-278-255	15-460-041	36-047-265	86-004-745	06-719-571	07-834-817
HTM-3	64-314-958	52-701-413	28-569-513	02-636-580	49-671-390	79-821-846	28-678-786	86-832-954	77-041-787	16-659-866	69-191-961
HTM-4	90-910-254	99-277-018	61-523-329	03-535-506	08-800-099	82-716-902	81-572-597	96-660-710	68-445-788	23-560-621	34-539-331

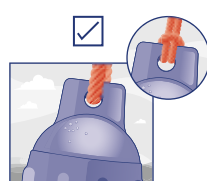


The G Series is Polyform's most popular utility fender.

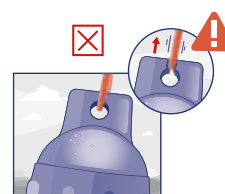
The standard for small boats in a large range of colors

- For boats 3 to 12 meters in length
- Even wall thickness for maximum strength and durability
- Hangs vertically or horizontally for use by trailered boats and in permanent protected moorings
- Reinforced ropeholds and ribs for extra strength and stability

ROPE TIP



In some cases, depending upon the diameter of the line you choose, you would want to double loop it through the ropehold to achieve the greatest area of coverage.



Start with the proper size rope (diameter) based on the size of the fender and the ropehold. We recommend nothing less than 0,95m diameter for smaller fenders up to as large as 0,9m depending upon the size of the fender and the diameter of the ropehold. The idea is that you want to fill as much of the diameter of the ropehold with the line in order to disperse the load over the greatest area of the ropehold.

Using a line diameter that is too small can act like a knife and abrade or create friction on a single point in the ropehold causing the ropehold to crack or tear. We prefer and recommend nylon rope over other types because of its stretch properties. It is a little more forgiving and softer creating less friction. Remember, rope is much stronger than the PVC our fenders are made from, and always wins in the end.

G SERIES SPECIFICATIONS

	G-1	G-2	G-3	G-4	G-5	G-6
DIAMETER	8,9 cm	11,4 cm	14,0 cm	16,5 cm`	22,4 cm	27,9 cm
LENGTH	32,5 cm	39,4 cm	48,3 cm	55,9 cm	68,1 cm	76,2 cm
EYE DIAMETER	1,0 cm	1,3 cm	1,6 cm	1,9 cm	1,9 cm	2,2 cm
MAX INFLATION CIRCUMFERENCE	27,9 cm	53,9 cm	43,9 cm	51,9 cm	70,2 cm	87,8 cm
MAX INFLATION DIAMETER	8,9 cm	11,4 cm	14,0 cm	16,5 cm	22,4 cm	27,9 cm
VOLUME	1,5 liters	2,6 liters	5,3 liters	8,3 liters	19,3 liters	32,2 liters
UNIT WEIGHT	0,3 kg	0,5 kg	0,9 kg	1,2 kg	2,0 kg	2,9 kg
UNITS PER CARTON	12	12	6	6	4	4
CARTON WEIGHT	4,3 kg	7,3 kg	6,0 kg	8,1 kg	9,2 kg	13,2 kg
CUBIC METER PER CARTON	0,03 m ³	0,06 m ³	0,06 m ³	0,08 m ³	0,13 m ³	0,22 m ³
BOAT SIZE	Up to 3 m	3-4,5 m	4,5-6 m	6-7,5 m	7,5-10,5 m	10,5-12 m

*Maximum inflation pressure is 2 psi, over-inflation voids warranty.



NF SERIES FENDERS



NF Series blends styling of the G series and the multi-ribbed ropehold of the F Series.

Designed for medium-duty use in both permanent protected and unprotected moorings

The ultimate utility fender with thicker wall construction

Reinforced ropeholds and ribs add strength and durability

- For boats 3 to 10,6 meters in length
- Hang vertically or horizontally
- High gloss finish
- Wide range of colors

NF SERIES SPECIFICATIONS

	NF-3	NF-4	NF-5
DIAMETER	14,2 cm	16,3 cm	22,6 cm
LENGTH	48,3 cm	54,9 cm	68,1 cm
EYE DIAMETER	1,6 cm	1,9 cm	1,9 cm
MAX INFLATION CIRCUMFERENCE	44,7 cm	51,1 cm	71,0 cm
MAX INFLATION DIAMETER	14,2 cm	16,3 cm	22,6 cm
VOLUME	4,9 liters	7,9 liters	19,7 liters
UNIT WEIGHT	1,0 kg	1,4 kg	2,4 kg
UNITS PER CARTON	6	6	4
CARTON WEIGHT	6,8 kg	9,2 kg	11,3 kg
CUBIC METERS PER CARTON	0,06 m ³	0,08 m ³	0,13 m ³
BOAT SIZE	Up to 6 m	6-7,5 m	7,5-10,6 m

*Maximum inflation pressure is 2 psi, over-inflation voids warranty.












G/NF SERIES FENDERS

G SERIES ORDERING INFORMATION

STANDARD COLOR SKUS

NON-STANDARD COLORS**

**Minimum quantities and additional charges may apply to any "non-standard" color. Please contact Polyform US for details and visit website for current colors.

											
	Blue	White	Black	Graphite	Grey	Cobalt Blue	Navy	Catalina Blue	Forest Green	Lime	Green
G-1	05-117-533	68-323-692	27-905-528	21-953-774	85-766-746	39-945-143	14-561-984	04-532-794	92-206-044	78-565-486	51-733-188
G-2	04-271-298	45-162-056	06-198-906	86-360-991	61-344-827	62-647-465	50-143-630	42-926-044	96-985-316	62-986-336	63-087-232
G-3	39-849-422	83-408-891	73-389-943	55-059-450	33-939-351	57-553-272	51-812-686	96-771-582	73-030-171	75-155-202	24-634-229
G-4	44-714-290	63-267-743	22-830-435	97-141-463	75-891-521	49-272-515	54-581-167	49-850-269	71-537-490	02-754-379	54-952-206
G-5	74-434-019	41-639-559	49-941-328	69-228-286	43-628-373	12-964-872	13-838-982	84-661-062	14-443-278	88-110-807	29-481-175
G-6	65-871-829	41-137-889	71-201-180	27-088-197	97-402-565	56-792-454	36-980-555	70-326-667	59-562-690	18-900-184	41-011-403



NF SERIES ORDERING INFORMATION












STANDARD COLOR SKUS

NON-STANDARD COLORS**

**Minimum quantities and additional charges may apply to any "non-standard" color. Please contact Polyform US for details and visit website for current colors.

											
	Blue	White	Black	Grey	Cobalt Blue	Navy	Catalina Blue	Forest Green	Lime	Green	Teal
NF-3	53-539-959	81-592-975	23-814-605	81-184-097	48-301-016	22-686-327	63-610-593	76-775-021	91-412-543	16-098-116	39-163-487
NF-4	76-962-808	10-901-104	89-101-410	10-093-606	76-266-280	74-222-705	60-998-961	35-761-159	33-139-387	25-827-620	17-109-049
NF-5	78-624-913	75-273-166	75-105-008	04-415-199	84-227-957	99-325-109	60-619-738	11-942-805	12-715-965	19-745-143	20-397-233



											
	Teal	Purple	Int. Orange	Orange	Classic Red	Red	Burgundy	Berry	Saturn Yellow	Yellow	Sand
G-1	52-805-786	17-760-489	92-302-424	08-490-110	73-299-793	32-159-388	94-643-715	27-045-479	01-152-450	31-083-941	66-854-288
G-2	24-609-402	48-750-496	82-494-897	80-653-132	22-487-107	37-893-418	44-927-434	97-945-942	15-080-431	80-491-212	47-538-137
G-3	73-383-112	95-220-726	96-875-990	29-576-912	65-458-809	88-645-954	82-095-487	48-253-390	62-903-523	53-614-311	25-421-919
G-4	04-954-067	91-702-341	81-856-761	80-991-743	05-415-359	92-590-356	25-707-693	42-738-383	57-699-918	47-311-724	08-511-282
G-5	11-023-976	20-218-870	50-804-603	87-219-963	52-819-023	84-666-834	94-151-787	96-258-381	96-860-479	29-535-900	79-178-789
G-6	55-308-827	89-270-374	19-873-222	33-862-436	26-006-803	56-494-026	59-292-624	81-550-039	51-721-742	53-257-643	60-800-418

										
	Purple	Int. Orange	Orange	Classic Red	Red	Burgundy	Berry	Saturn Yellow	Yellow	Sand
NF-3	35-563-611	34-740-472	33-728-978	69-089-015	14-185-356	04-926-237	55-835-147	50-317-611	35-311-852	29-896-382
NF-4	77-482-596	30-577-148	57-552-391	42-803-090	70-167-222	24-731-187	88-563-769	20-327-559	10-719-338	17-068-419
NF-5	82-795-330	21-958-956	84-138-613	79-482-439	61-784-622	38-641-388	61-168-166	25-765-237	57-415-926	69-911-604



A SERIES BUOYS



The product that launched the Polyform story.

The original one-piece construction buoy—made the original way

THE #1 BUOY IN THE WORLD

- Even wall thickness for maximum strength and durability
- Reinforced ropehold for improved strength and durability
- Polyform's unique vinyl valve system
- Dual valve inflation/deflation system for sizes A-5, A-6 and A-7
- Excellent choice for a rafting fender
- Offered in 22 brilliant, high-visibility colors

A SERIES SPECIFICATIONS

	A-0	A-1	A-2	A-3	A-4	A-5	A-6	A-7
DIAMETER	20,3 cm	27,9 cm	36,8 cm	43,3 cm	52,1 cm	68,4 cm	86,4 cm	99,1 cm
LENGTH	29,2 cm	38,1 cm	49,5 cm	58,4 cm	68,6 cm	91,4 cm	111,8 cm	137,2 cm
EYE DIAMETER	1,5 cm	2,5 cm	2,9 cm	2,9 cm	2,9 cm	3,2 cm	3,8 cm	5,1 cm
*MAX INFLATION CIRCUMFERENCE	63,9 cm	87,8 cm	115,8 cm	135,7 cm	163,6 cm	215,5 cm	271,4 cm	311,3 cm
*MAX INFLATION DIAMETER	20,3 cm	27,9 cm	36,8 cm	43,2 cm	52,1 cm	68,6 cm	86,4 cm	99,1 cm
VOLUME	6,1 liters	13,2 liters	31,0 liters	54,9 liters	85,2 liters	180,2 liters	360,0 liters	613,2 liters
UNIT WEIGHT	0,6 kg	1,2 kg	2,0 kg	3,1 kg	4,3 kg	9,0 kg	15,5 kg	24,5 kg
UNITS PER CARTON	20	10	10	10	10	5	3	2
CARTON WEIGHT	13,6 kg	12,7 kg	21,1 kg	32,4 kg	45,7 kg	48,7 kg	52,7 kg	54,9 kg
CUBIC METERS PER CARTON	0,06 m ³	0,05 m ³	0,07 m ³	0,11 m ³	0,16 m ³	0,18 m ³	0,26 m ³	0,31 m ³

*Maximum inflation pressure is 2 psi, over-inflation voids warranty.




DUAL VALVE SYSTEM

On the A-5 through A-7:

“AIR IN” for easy inflation.

“AIR OUT” for easy deflation and storage.





A SERIES BUOYS



A SERIES ORDERING INFORMATION

STANDARD COLOR SKUS

NON-STANDARD COLORS**

**Minimum quantities and additional charges may apply to any "non-standard" color. Please contact Polyform US for details and visit website for current colors.

	Blue	White	Black	Grey	Cobalt Blue	Navy	Catalina Blue	Forest Green	Lime	Green	Teal
A-0	19-400-520	45-125-827	31-167-257	78-937-682	02-232-836	80-494-323	40-001-797	87-148-877	59-052-112	77-957-683	98-932-071
A-1	77-882-582	13-814-852	93-446-169	56-803-787	08-643-195	08-542-492	20-713-160	85-667-914	76-037-610	64-926-549	16-920-580
A-2	17-045-815	93-589-640	13-445-634	79-230-991	81-749-547	71-371-375	04-794-465	36-068-645	62-281-826	71-832-216	14-312-492
A-3	40-867-783	32-152-798	17-275-659	15-409-243	26-736-884	42-470-036	83-465-253	48-602-024	78-023-381	21-463-314	91-850-859
A-4	63-872-392	27-685-394	99-502-358	90-245-014	30-424-086	61-607-681	56-699-949	90-311-738	85-348-149	17-841-038	42-290-747
A-5	37-701-482	40-498-717	87-645-263	14-789-946	85-122-860	53-490-508	65-590-353	54-863-062	61-970-758	21-584-067	08-285-474
A-6	92-819-301	05-317-866	44-713-972	42-857-300	27-766-459	03-088-510	07-591-982	21-131-428	59-999-112	63-787-228	10-704-834
A-7	64-504-168	74-342-477	96-217-198	99-761-414	11-227-176	68-912-856	45-242-088	71-765-016	36-673-694	99-503-932	87-153-444

1,5m

1,35m

1,2m

1,05m

0,90m

0,75m

0,60m

0,45m

0,30m

0,15m

0m



A-0
Graphite



A-1
White



A-2
Blue



A-3
Berry













A-4
Red



A-5
Green



										
	Purple	Int. Orange	Orange	Classic Red	Red	Burgundy	Berry	Saturn Yellow	Yellow	Sand
A-0	95-860-734	10-453-242	62-522-460	72-659-423	84-083-844	51-529-640	10-470-645	37-383-894	01-016-782	18-376-553
A-1	22-654-676	24-719-331	64-218-664	59-346-930	11-706-223	03-581-865	77-641-599	49-668-025	50-766-620	52-937-572
A-2	33-065-866	06-813-576	16-691-632	02-475-466	36-649-954	07-520-674	52-132-344	41-517-936	23-133-894	16-086-897
A-3	87-571-147	29-665-571	92-605-310	11-166-711	77-400-354	85-154-511	82-503-812	85-695-557	89-582-642	46-387-846
A-4	03-978-709	14-931-162	96-595-055	96-306-357	25-901-934	49-285-658	96-754-955	02-282-389	70-156-028	14-973-530
A-5	27-113-707	18-292-826	15-906-883	44-848-484	78-597-643	26-424-279	41-481-869	81-116-891	55-066-589	30-791-258
A-6	07-150-295	58-472-992	53-610-256	49-009-029	10-487-121	41-849-547	44-646-844	03-856-061	86-375-504	53-470-470
A-7	67-351-635	41-284-755	89-039-135	06-552-808	08-342-658	27-870-660	34-104-807	55-712-822	19-904-897	15-009-914



A-6
Orange



A-7
Saturn Yellow



WT+ BK
Ropehold

A-4	60-320-731
A-5	68-740-365
A-6	97-417-551
A-7	08-742-100

In addition to our standard Blue tops, we also offer our ropeholds in Black. This is special order and available in the following sizes: A-4 and above. No minimum order required.



LD Series is the original and best selling low-drag buoy.

One piece construction — ONLY one like it

Four sizes to choose from

Buoy of choice by professional crab and lobster fishermen

- Unique shape makes pot retrieval easier
- LD reduces drag by as much as 80% compared to standard round buoys
- Great choice for any offshore fishing application
- Polyform's vinyl valve system maintains buoy inflation
- Even wall thickness for maximum strength and durability
- Heavy-duty reinforced ropehold

LD SERIES SPECIFICATIONS

	LD-1	LD-2	LD-3	LD-4
DIAMETER	21,8 cm	29,2 cm	34,3 cm	29,4 cm
LENGTH	48,3 cm	61,0 cm	73,7 cm	94,0 cm
EYE DIAMETER	2,5 cm	2,5 cm	2,5 cm	2,5 cm
MAX INFLATION CIRCUMFERENCE	68,7 cm	91,8 cm	107,8 cm	123,7 cm
MAX INFLATION DIAMETER	21,8 cm	29,2 cm	34,3 cm	39,4 cm
VOLUME	114 liters	23,1 liters	40,9 liters	72,7 liters
UNIT WEIGHT	1,5 kg	2,1 kg	3,4 kg	5,0 kg
UNITS PER CARTON	10	10	10	5
CARTON WEIGHT	15,9 kg	21,0 kg	36,7 kg	28,7 kg
CUBIC METERS PER CARTON	0,06 m ³	0,09 m ³	0,17 m ³	0,18 m ³

*Maximum inflation pressure is 2 psi, over-inflation voids warranty.





LD SERIES BUOYS

LD SERIES COLORS

STANDARD COLOR SKUS

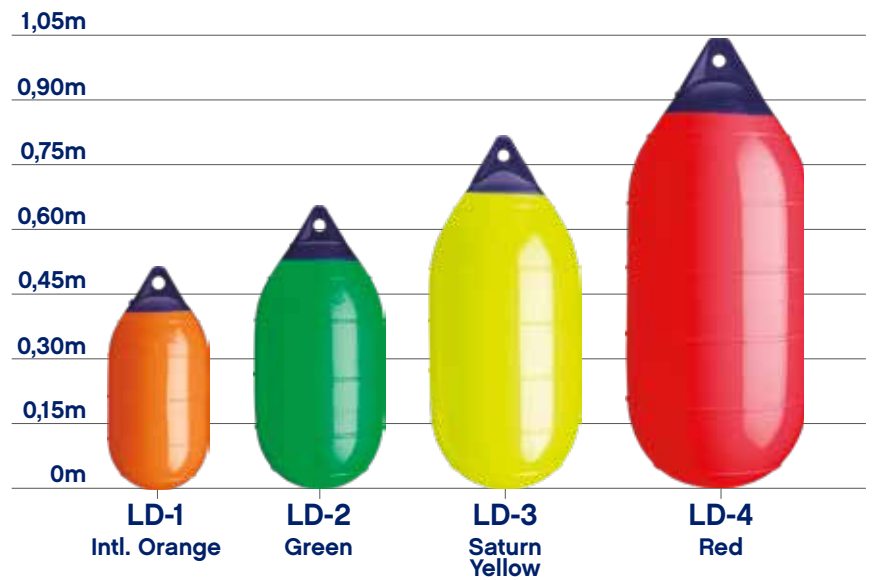
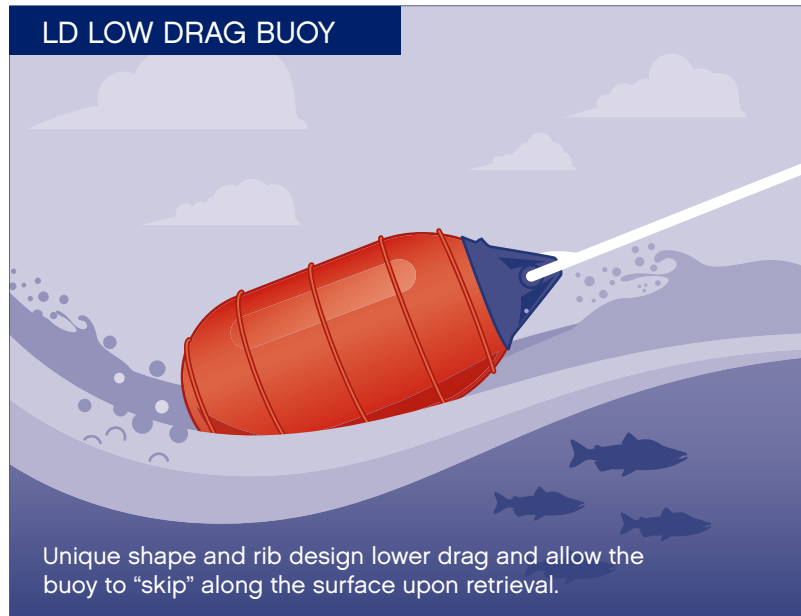
NON-STANDARD COLORS**

**Minimum quantities and additional charges may apply to any "non-standard" color. Please contact Polyform US for details and visit website for current colors.

											
	Blue	White	Black	Grey	Cobalt Blue	Navy	Catalina Blue	Forest Green	Lime	Green	Teal
LD-1	79-542-219	47-491-288	93-777-607	48-821-013	16-463-358	98-048-444	18-672-378	19-503-274	39-424-068	42-924-089	09-993-361
LD-2	29-963-728	90-348-244	12-505-556	62-533-566	79-281-510	42-592-807	54-330-271	28-494-029	44-531-904	59-999-842	77-556-280
LD-3	03-681-934	27-229-804	75-779-376	31-980-493	76-423-767	51-719-007	56-366-904	74-553-987	68-441-482	56-718-586	95-906-890
LD-4	60-074-497	53-929-790	39-000-620	39-285-493	74-384-787	63-085-269	55-799-794	33-725-539	74-646-030	15-496-097	55-235-079



										
	Purple	Int. Orange	Orange	Classic Red	Red	Burgundy	Berry	Saturn Yellow	Yellow	Sand
LD-1	69-984-510	96-460-213	03-359-560	21-623-988	46-282-515	20-878-687	52-283-642	91-805-272	30-128-747	78-281-705
LD-2	34-912-622	19-581-029	09-170-845	25-807-602	77-499-866	78-480-224	11-597-594	01-888-104	91-458-905	83-178-751
LD-3	31-039-279	79-258-486	78-815-744	88-690-949	29-804-588	45-164-662	95-299-682	29-037-312	52-865-069	71-439-432
LD-4	62-146-155	50-437-697	52-048-189	34-174-078	60-878-843	78-247-901	92-776-214	68-898-380	67-330-161	95-179-819



CM MOORING SERIES BUOYS

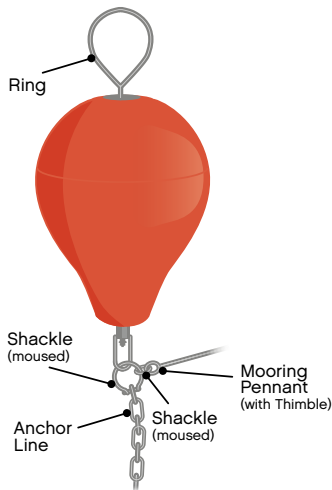


The CM Mooring Series Buoy has been designed to provide the ultimate in strength, durability and boat protection, giving increased security to any mooring.

Choose between vinyl-coated galvanized steel or durable stainless steel

- Even wall thickness for maximum strength and durability
- The CM is available in three color versions: fluorescent red, all white or white with a blue stripe
- Polyform's vinyl valve system maintains buoy inflation
- Limited three-year warranty

CM SERIES SPECIFICATIONS



Check your mooring hardware regularly.

Do not use the ring for mooring of the boat. Only use the ring to pick the buoy out of the water.

In adverse conditions, a second mooring pennant can be run to the top eye as a safety in case the primary pennant chafes through or fails. All shackles should be moused to prevent opening. Electricians plastic tie wraps are an excellent means of securing a shackle.

	CM-2	CM-3
DIAMETER	34,3 cm	45,7 cm
LENGTH	45,7 cm	55,9 cm
IRON LENGTH WITH SHACKLE	78,7 cm	88,9 cm
TUBE DIAMETER	1,6 cm	1,6 cm
CIRCUMFERENCE	107,8 cm	135,7 cm
DIAMETER	34,3 cm	43,2 cm
VOLUME	25,0 liters	44,7 liters
UNIT WEIGHT	4,2 kg	5,4 kg
UNITS PER CARTON	5	5
CARTON WEIGHT	24,2 kg	30,6 kg
CUBIC METERS PER CARTON	0,17 m ³	0,17 m ³

*Maximum inflation pressure is 2 psi, over-inflation voids warranty.





CC MOORING SERIES BUOYS



Polyform's CC Mooring Series Buoys share the same legendary history as our A Series.

Developed shortly after the A Series, the CC has proven to be a valuable commercial buoy for over 50 years

- The original inflatable plastic bar & mooring buoy
- Useful in a variety of applications: offshore fishing, oceanic research equipment, fish farming, or mooring buoy
- Even wall thickness and reinforced flexible center tube for maximum strength and durability

CC SERIES SPECIFICATIONS

	CC-1	CC-2	CC-3	CC-4	CC-5	CC-6
DIAMETER	26,7 cm	35,6 cm	43,2 cm	50,8 cm	68,6 cm	81,3 cm
LENGTH	33,0 cm	41,9 cm	53,3 cm	64,8 cm	83,3 cm	109,2 cm
TUBE DIAMETER	3,8 cm.5"	5,1 cm	5,1 cm	5,1 cm	7,6 cm	7,6 cm
CIRCUMFERENCE	83,8 cm	111,8 cm	135,7 cm	159,7 cm	215,5 cm	255,5 cm
DIAMETER	26,7 cm	35,6 cm	43,2 cm	50,8 cm	68,6 cm	81,3 cm
VOLUME	11,7 liters	23,1 liters	47,7 liters	69,3 liters	170,0 liters	350,2 liters
UNIT WEIGHT	1,7 kg	2,5 kg	3,6 kg	4,8 kg	10,5 kg	16,0 kg
UNITS PER CARTON	10	10	4	4	2	2
CARTON WEIGHT	18,3 kg	27,5 kg	15,9 kg	22,8 kg	24,7 kg	38,2 kg
CUBIC METERS PER CARTON	1,21 m ³	1,73 m ³	0,97 m ³	1,88 m ³	1,88 m ³	2,82 m ³
SCHEDULE 40 PVC PIPE (IDXOD)	3,2 cm x 42 cm	3,8 cm x 48 cm	3,8 cm x 48 cm	3,8 cm x 48 cm	6,6 cm x 73 cm	6,6 cm x 73 cm

*Maximum inflation pressure is 2 psi, over-inflation voids warranty.



CC/CM MOORING SERIES BUOYS

CC SERIES ORDERING INFORMATION

STANDARD COLOR SKUS

NON-STANDARD COLORS**

**Minimum quantities and additional charges may apply to any "non-standard" color. Please contact Polyform US for details and visit website for current colors.

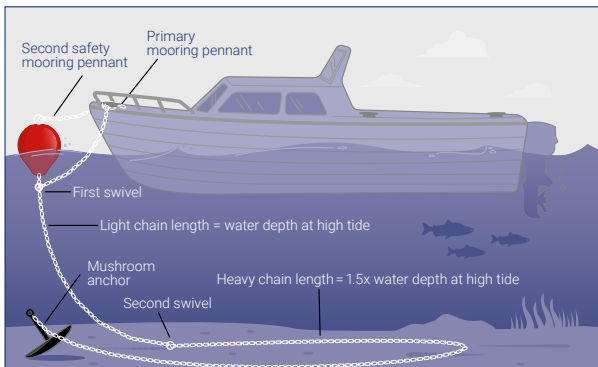
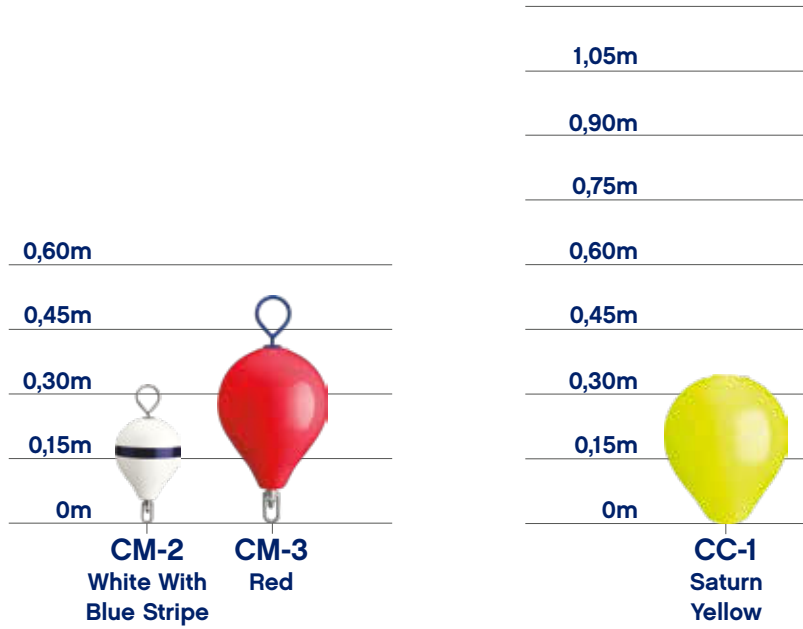
	Blue	White	Black	Grey	Cobalt Blue	Navy	Catalina Blue	Forest Green	Lime	Green	Teal
CC-1	62-163-740	52-119-654	22-526-866	87-223-812	77-639-634	09-973-485	72-905-609	45-521-819	72-459-003	50-566-350	54-391-712
CC-2	41-666-082	33-754-099	84-433-152	79-532-822	34-935-880	57-436-933	66-577-631	61-092-714	29-662-556	01-900-262	41-278-122
CC-3	37-434-980	29-558-783	43-354-747	14-977-306	46-025-581	91-825-209	48-170-403	65-664-400	21-636-949	75-117-157	39-960-303
CC-4	01-225-953	38-727-323	63-556-140	93-649-190	30-521-990	45-653-297	12-688-232	67-659-051	55-338-822	42-046-673	31-746-738
CC-5	56-987-010	42-735-496	49-115-873	19-534-590	50-193-118	76-791-874	46-683-099	74-779-491	88-735-316	59-164-032	52-402-394
CC-6	06-983-025	61-556-261	87-288-753	63-662-327	09-366-130	58-741-139	34-457-248	19-959-758	91-182-621	60-851-700	05-665-660

CM SERIES ORDERING INFORMATION

STANDARD COLOR SKUS



	Red	White With Blue Stripe
CM-2 GALV	35-255-850	74-588-558
CM-2 SS	04-411-454	77-566-577
CM-3 GALV	65-070-333	86-185-752
CM-3 SS	62-652-316	20-570-309




In a hard blow, the holding power of the mooring can be increased by lengthening the mooring pennant. This increases the scope of the mooring providing greater holding power—just be sure to check other boats in the moorage first to ensure you won't foul another moored boat. In adverse conditions, a second mooring pennant can be run to the top eye as a safety in case the primary pennant chafes through or fails. All shackles should be moused to prevent opening. Electricians plastic tie wraps are an excellent means of securing a shackle.



Purple Int. Orange Orange Classic Red Red Burgundy Berry Saturn Yellow Yellow Sand

	Purple	Int. Orange	Orange	Classic Red	Red	Burgundy	Berry	Saturn Yellow	Yellow	Sand
CC-1	92-305-006	41-181-310	24-913-076	58-920-061	33-359-080	71-647-425	40-978-607	23-788-184	36-740-343	63-684-501
CC-2	68-368-793	60-386-682	44-649-150	94-655-364	51-072-194	53-999-383	12-513-417	57-986-519	78-146-244	73-869-033
CC-3	27-294-434	06-907-518	38-106-797	10-344-254	05-192-965	62-936-483	36-506-847	58-661-056	48-496-772	48-774-228
CC-4	50-435-958	92-560-117	93-315-367	96-201-570	52-864-789	61-240-147	10-610-363	22-684-731	13-788-770	16-725-968
CC-5	14-763-484	15-674-012	34-997-469	40-736-918	68-514-822	43-964-086	37-520-241	53-592-947	29-819-523	08-730-906
CC-6	84-674-047	31-795-856	51-433-124	08-620-622	92-701-674	14-103-959	79-360-343	54-001-625	96-595-526	96-747-590



CC-2
Purple

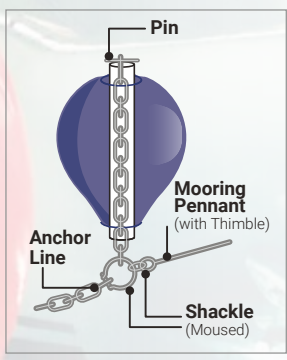
CC-3
Orange

CC-4
Lime

CC-5
White

CC-6
Red

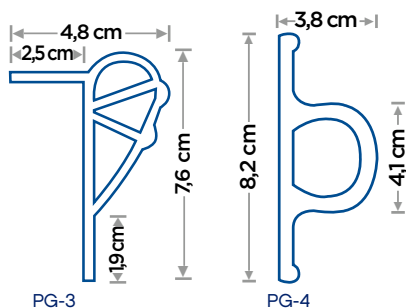
To figure out what size buoy you will need, determine the weight of the chain it must support. All chain has a stated weight per foot. Add another 25% to the total weight for safety. Always use chafing gear where mooring lines run through bow chocks or are likely to contact deck hardware. A thimble on the shackled end will prevent chafe at the buoy.



When using the CC Series as a mooring buoy, please follow these simple instructions to achieve the maximum use and durability of this product:

- 1- The CC Series has a flexible center tube. If you use a chain, you must first insert a rigid PVC pipe. DO NOT inflate the buoy until you have inserted the pipe.
- 2- Lubricate with oil both the tube and the pipe prior to inserting. Make the length of the pipe so that you have 8 centimeters extending beyond the top and bottom of the buoy.
- 3- Run a suitable size pin for your load through the top of the pipe and attach the shackle to the chain at the bottom of the buoy.

PG SERIES DOCK GUARDS and S/WS SERIES BUOYS



Polyguard Dock Moldings are designed to make your dock safe and mooring easy.

Protect your dock and smaller to medium size boats, dinghies, kayaks, and jet skis from mooring damage

- Reinforcement ribs for added strength and protection for your boat and dock
- Formulated to stay soft and resist UV breakdown
- Easy mounting
- Limited three-year warranty
- Available in white only



S SERIES BUOY COLORS

STANDARD COLOR SKUS

NON-STANDARD COLORS**

**Minimum quantities and additional charges may apply to any "non-standard" color. Please contact Polyform US for details and visit website for current colors.

	Blue	White	Black	Grey	Cobalt Blue	Navy	Catalina Blue	Forest Green	Lime	Green	Teal
S-1	49-697-923	15-560-347	31-896-652	20-189-805	28-785-943	53-620-521	44-574-907	24-544-488	30-887-166	63-852-761	40-277-045



The adaptable S Series S-1 Buoy is an excellent choice for multipurpose applications.

Water sport associations and competition enthusiasts combine the S-1 "boat guide" with the Polyform WS-1 Slalom Buoy as a complete course-marker package

- Unique shape makes pot retrieval easier
- Even wall thickness for maximum strength and durability
- Reinforced ropehold
- Polyform's unique vinyl valve system
- Offered in 21 colors



S SERIES SPECIFICATIONS

	S-1
DIAMETER	15,2 cm
LENGTH	38,1 cm
EYE DIAMETER	1,3 cm
MAX INFLATION CIRCUMFERENCE	47,9 cm
MAX INFLATION DIAMETER	15,2 cm
VOLUME	6,1 liters
UNIT WEIGHT	0,7 kg
UNITS PER CARTON	10
CARTON WEIGHT	7,7 kg
CUBIC METERS PER CARTON	0,03 m ³



PG SERIES ORDERING INFORMATION

ITEM NUMBER	PG-3	PG-4
SKU	60-516-634	07-506-050
DESCRIPTION	7,6 cm x 305 m Extrusion	8,2 cm x 183 m Extrusion
UNIT DIMENSIONS	305 cm long x 7,6 cm tall	183 long x 8,2 tall
UNIT WEIGHT	2,7 kg	2,8 kg
UNITS PER CARTON	10	8
CARTON WEIGHT	31,8 kg	22,7 kg
CUBIC METERS PER CARTON	0,09 m ³	0,06 m ³

										
	Purple	Int. Orange	Orange	Classic Red	Red	Burgundy	Berry	Saturn Yellow	Yellow	Sand
S-1	53-608-178	47-113-483	49-458-019	67-654-010	63-108-344	36-772-375	50-066-559	30-054-227	55-948-800	39-690-782

WS SERIES

STANDARD COLOR SKUS

				
	Green	Orange	Red	Yellow
WS-1	27-411-191	96-857-540	28-539-331	18-314-701

0,30m	
0,15m	
0m	
	WS-1 Yellow

WS SERIES SPECIFICATIONS

	WS-1
DIAMETER	20,3 cm
LENGTH	21,6 cm
EYE DIAMETER	1,0 cm
MAX INFLATION CIRCUMFERENCE	63,9 cm
MAX INFLATION DIAMETER	20,3 cm
VOLUME	6,1 liters
UNIT WEIGHT	0,3 kg
UNITS PER CARTON	60
CARTON WEIGHT	18,2 kg
CUBIC METERS PER CARTON	0,05 m ³



Our WS Series Buoy meets official American Water Ski Association specifications for record capability tournaments.

- Multiple colors to mark both ski and boat courses
- High quality PVC construction
- Durable ropehold
- Made in China
- Limited one year warranty





Boating Essentials

Accessories + Parts



Elite Fender Covers are hand-crafted with heavy duty polyester fabric for durability.

Sun resistant, abrasion resistant and water resistant

- Washable
- Custom fit for a tailored look
- Tough 6 mm line drawstring closure
- Quick and easy installation
- All sizes available in black with gold embroidered logo or blue with silver embroidered logo using Lurex® yarn
- Limited three-year warranty
- Imported

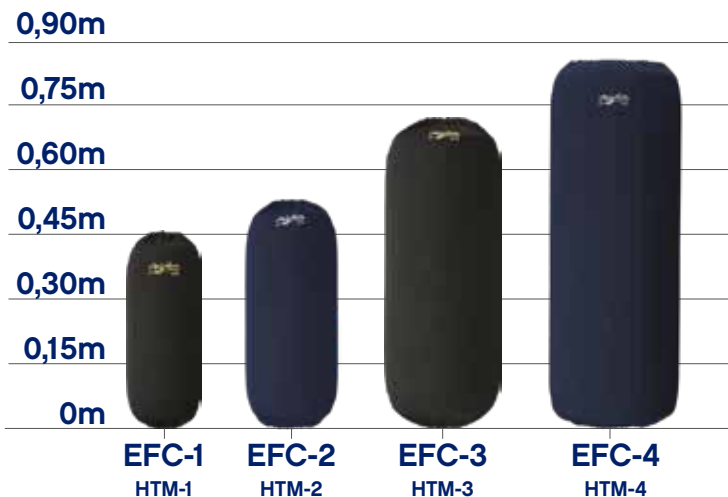


EFC SERIES ORDERING INFORMATION

ITEM NUMBER			FITS	UNIT WEIGHT	UNITS PER CARTON	CARTON WEIGHT	CUBIC METERS PER CARTON
	BLACK	BLUE					
EFC-A1	22-834-038	01-811-567	A-1	0,27 kg	12	6,8 kg	0,05 m ³
EFC-A2	46-549-153	44-268-212	A-2	0,36 kg	12	4,5 kg	0,02 m ³
EFC-A3	34-943-210	33-618-184	A-3	0,45 kg	12	5,7 kg	0,03 m ³
EFC-A4	45-064-271	14-390-825	A-4	0,54 kg	12	6,8 kg	0,03 m ³
EFC-A5	42-103-703	86-240-044	A-5	1,04 kg	12	12,2 kg	0,08 m ³
EFC-A6	60-842-692	24-087-307	A-6	1,13 kg	6	8,5 kg	0,05 m ³
EFC-A7	69-850-601	40-625-971	A-7	2,27 kg	6	14,4 kg	0,08 m ³
EFC-1	15-438-475	37-158-571	G-4, F-1, HTM-1, NF-4	0,27 kg	12	3,6 kg	0,02 m ³
EFC-2	53-300-941	36-712-727	G-5, F-2, HTM-2, NF-5	0,32 kg	12	4,6 kg	0,02 m ³
EFC-02	25-627-379	16-544-297	F-02	0,50 kg	12	4,6 kg	0,02 m ³
EFC-3	96-814-497	38-460-585	G-6, HTM-3	0,50 kg	12	6,6 kg	0,04 m ³
EFC-03	93-216-025	58-370-518	F-3	0,36 kg	12	5,0 kg	0,03 m ³
EFC-4	04-175-569	25-682-925	HTM-4	0,59 kg	12	8,8 kg	0,05 m ³
EFC-04	62-951-285	47-802-627	F-4	0,41 kg	12	6,6 kg	0,04 m ³
EFC-5	39-200-210	31-507-826	F-5	0,41 kg	12	5,8 kg	0,03 m ³
EFC-6	37-527-092	76-291-741	F-6	0,54 kg	12	7,6 kg	0,04 m ³
EFC-7	60-265-579	31-667-694	F-7	0,64 kg	12	8,9 kg	0,05 m ³
EFC-8	86-362-790	80-109-194	F-8	0,95 kg	12	11,1 kg	0,05 m ³
EFC-10	05-299-054	66-801-646	F-10	0,95 kg	12	11,1 kg	0,07 m ³
EFC-11	67-293-335	20-080-802	F-11	1,36 kg	12	16,1 kg	0,09 m ³
EFC-13	73-048-325	69-937-114	F-13	2,00 kg	6	15,8 kg	0,05 m ³

ELITE FENDER COVERS

HTM SERIES



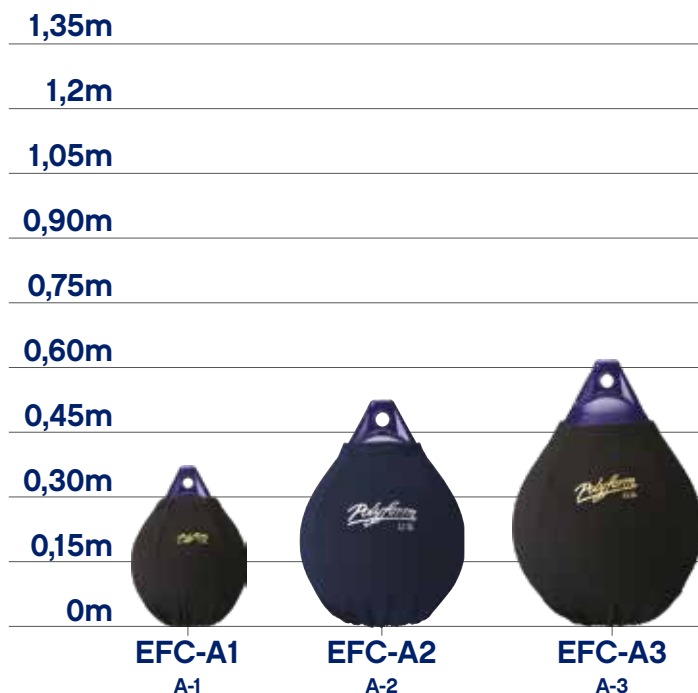
G SERIES



NF SERIES



A SERIES



F SERIES





EFC-A4
A-4



EFC-A5
A-5



EFC-A6
A-6



EFC-A7
A-7



EFC-6
F-6



EFC-7
F-7




EFC-8
F-8



EFC-10
F-10



EFC-11
F-11



EFC-13
F-13

FENDERFITS COVERS


FenderFits™ are fully reversible, incredibly durable and hand-washable at 30°C.

Manufactured using premium quality high-bulk acrylic yarn

- Drawstring closure
- Custom fit for a tailored look
- Imported from France
- Limited three-year warranty



FenderFits™
THE SMART WAY TO PROTECT YOUR BOAT



FENDERFITS SERIES ORDERING INFORMATION



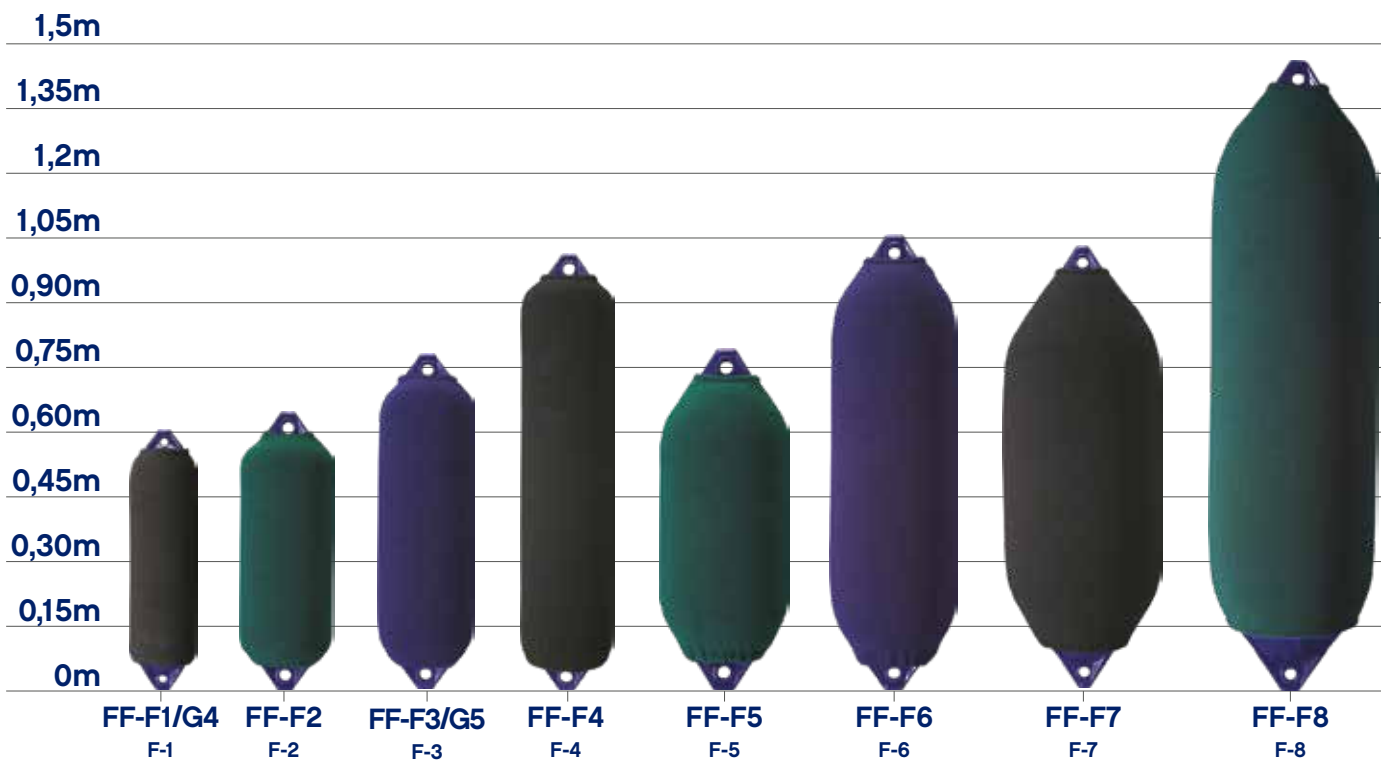
ITEM NUMBER	BLACK	GREEN	NAVY	FITS	UNIT WEIGHT	UNITS PER CARTON	CARTON WEIGHT	CUBIC METERS PER CARTON
FENDERFITS-A-4	29-125-762	98-449-800	96-068-358	A-4	0,82 kg	5	4,35 kg	0,06 m ³
FENDERFITS-A-5	48-481-253	76-982-349	82-510-706	A-5	1,0 kg	4	5,08 kg	0,06 m ³
FENDERFITS-A-6	37-915-170	25-719-660	07-815-415	A-6	1,45 kg	3	4,90 kg	0,06 m ³
FENDERFITS-F-1/G-4	08-865-241	42-334-304	24-291-093	F-1, G-4	0,14 kg	12	2,0 kg	0,02 m ³
FENDERFITS-F-2	89-180-618	07-243-755	20-966-006	F-2	0,18 kg	10	1,86 kg	0,02 m ³
FENDERFITS-F-3/G-5	45-335-170	62-714-505	63-420-364	F-3, G-5	0,23 kg	8	1,81 kg	0,02 m ³
FENDERFITS-F-4	75-020-595	83-878-924	08-959-170	F-4	0,63 kg	7	4,62 kg	0,05 m ³
FENDERFITS-F-5	75-656-025	42-010-951	42-181-854	F-5	0,45 kg	8	4,08 kg	0,05 m ³
FENDERFITS-F-6	87-380-225	64-503-505	63-554-545	F-6	0,59 kg	7	4,80 kg	0,05 m ³
FENDERFITS-F-7	37-368-101	32-224-401	84-622-686	F-7	0,72 kg	7	5,26 kg	0,05 m ³
FENDERFITS-F-8	36-467-649	80-880-053	21-571-146	F-8	0,91 kg	5	4,94 kg	0,05 m ³
FENDERFITS-F-10	17-309-293	31-878-238	67-452-043	F-10	1,13 kg	4	5,22 kg	0,05 m ³
FENDERFITS-F-11	37-423-308	87-893-985	07-645-831	F-11	1,50 kg	3	5,08 kg	0,05 m ³
FENDERFITS-HTM-2	56-609-912	27-533-153	10-258-438	HTM-2	0,18 kg	9	1,91 kg	0,02 m ³
FENDERFITS-HTM-3	82-247-937	02-369-677	12-761-904	HTM-3	0,54 kg	8	4,85 kg	0,05 m ³
FENDERFITS-HTM-4	25-876-965	04-225-792	78-229-078	HTM-4	0,68 kg	6	4,63 kg	0,05 m ³

FENDERFITS COVERS


A SERIES



F SERIES



HTM SERIES



G SERIES




TRUE FIT FENDER HOLDERS



Polyform's True Fit Fender Holders are as versatile as your needs.

Because of its modular design, you can add on as your needs change

- Modular system rails from 22-32 mm at any height or any angle.
- Available as individual pieces or as a kit for a two or three holder assembly (complete with connecting hardware)
- Versatile system for easy installation
- Durable construction for years of service
- Limited three-year warranty
- Imported



FENDER HOLDER KIT ORDERING DETAILS

ITEM NUMBER	SKU	DESCRIPTION	LENGTH	FITS	UNIT WEIGHT	UNITS PER CARTON	CARTON WEIGHT
TFR-170-2	30-423-492	2 Holder Kit 170 mm Inside Diameter	457 mm	F-1, G-4, HTM-1, NF-4	1,1 kg	1	1,6 kg
TFR-170-3	49-463-600	3 Holder Kit 170 mm Inside Diameter	457 mm	F-1, G-4, HTM-1, NF-4	1,8 kg	1	2,2 kg
TFR-230-2	81-766-850	2 Holder Kit 230 mm Inside Diameter	483 mm	F-2, G-5, HTM-2, NF-5	1,5 kg	1	2,0 kg
TFR-230-3	91-940-723	3 Holder Kit 230 mm Inside Diameter	483 mm	F-2, G-5, HTM-2, NF-5	2,0 kg	1	2,5 kg
TFR-280-2	28-785-655	2 Holder Kit 305 mm Inside Diameter	635 mm	F-5, G-6, HTM-3	1,7 kg	1	2,6 kg
TFR-280-3	19-270-517	3 Holder Kit 305 mm Inside Diameter	635 mm	F-5, G-6, HTM-3	2,6 kg	1	3,4 kg


INDIVIDUAL FENDER HOLDER ORDERING DETAILS

ITEM NUMBER	SKU	DESCRIPTION	FITS	UNIT WEIGHT	UNITS PER CARTON	CARTON WEIGHT
TFR-170	54-878-358	170 mm Inside Diameter Fender Holder	F-1, G-4, HTM-1, NF-4	0,5 kg	12	6,4 kg
TFR-230	77-347-961	230 mm Inside Diameter Fender Holder	F-2, G-5, HTM-2, NF-5	0,5 kg	12	0,5 kg
TFR-280	03-170-882	305 mm Inside Diameter Fender Holder	F-5, G-6, HTM-3	0,8 kg	12	10,4 kg
TFR-370	50-927-179	360 mm Inside Diameter Tall Fender Holder	HTM-4	1,4 kg	2	3,9 kg
TFR-402	74-658-191	Swivel Connector for 25 mm Rail	22 – 25 mm	0,2 kg	12	1,4 kg
TFR-403	01-642-002	Parallel Connector (pair)	All Holders	0,1 kg	12	1,0 kg
TFR-404	09-974-865	Swivel Connector for 32 mm Rail	26-32 mm	0,1 kg	12	1,5 kg



TFR SERIES FENDER HOLDERS

CUBIC METER PER CARTON
0,03 m ³
0,03 m ³
0,05 m ³
0,05 m ³
0,08 m ³
0,08 m ³



CUBIC METER PER CARTON
0,07 m ³
0,16 m ³
0,16 m ³
0,14 m ³
0,01 m ³
0,01 m ³
0,01 m ³

TRUE FIT FENDER HOLDERS

TWO HOLDER KITS



Includes three TFR-402 and one pair of TFR-403

THREE HOLDER KITS



Includes four TFR-402 and two pairs of TFR-403

TFR-402/TFR-404 SWIVEL CONNECTOR



TFR-403 PARALLEL CONNECTOR





POLYFORM ACCESSORIES + SPARE PARTS

#10 Inflation Adapter



Inflation adapter is specifically designed to fit all Polyform buoys and fenders.

SKU: 22-689-786

#31 Mini Pump

When combined with our inflation adapter, it's a handy pump for quick air additions to all Polyform products. Limited three-year warranty.

SKU: 34-213-984

IMPORTED



#30 Hand Pump



Specially designed for inflating Polyform products. Can also be used on other inflatable products such as air mattresses and toys. Limited three-year warranty.

SKU: 62-078-262

IMPORTED

#42 Marking Ink

This product permanently fuses to the vinyl surface and withstands ultraviolet rays and salt water. Use of a product other than Polyform's may void the warranty. 1 liter available in blue ink [#42].

SKU: 75-528-600

IMPORTED



#50/52 POLYFORM Galvanized Shackles

A handy addition to our A, F and LD Series products for improved performance in tough applications. PVC bushing distributes load over entire ropehold area for maximum performance and longevity. Choose between a 3,2 cm [#50] or 2,5 cm [#52] bushing. Load rated at 5,000 lbs. Limited three-year warranty.

IMPORTED



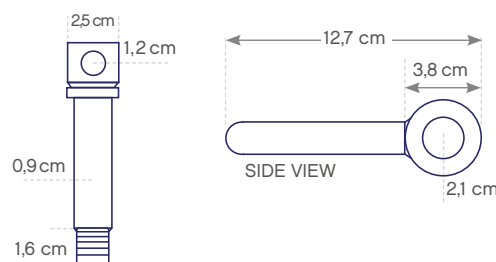
#50 - SKU: 33-957-400



#52 - SKU: 21-554-162

SHACKLES SPECIFICATIONS

	50	52
MATERIAL	Galvanized	Galvanized
BUSHING	3,2 cm	2,5 cm
FITS (FENDERS/BUOYS)	A-2, A-3, A-4	A-1, F-2, F-3, F-4, F-5, F-6, F-7, F-8, F-10, F-11, LD-1, LD-2, LD-3, LD-4



#75 Line Holder

This versatile line holder keeps line and cords neat and easily accessible. Made from UV resistant vinyl with stainless steel hardware.

Limited three-year warranty.

SKU: 01-331-281



ACCESSORY ORDERING DETAILS

ITEM NUMBER	SKU	DESCRIPTION	UNIT WEIGHT	RETAIL PACKAGE DIMENSIONS			UNITS PER CARTON	CARTON WEIGHT	CUBIC METER PER CARTON
				LENGTH	WIDTH	DEPTH			
10	22-689-786	Inflation Adapter	0,05 kg	15,2 cm	10,2 cm	1,3 cm	50	0,5 kg	0,003 m ³
30	62-078-262	Hand Pump	0,363 kg	58,4 cm	7,6 cm	7,6 cm	6	2,8 kg	0,011 m ³
31	34-213-984	Mini Pump	0,045 kg	15,2 cm	3,8 cm	3,8 cm	15	0,9 kg	0,006 m ³
42	75-528-600	Marking Ink	1,089 kg	14,0 cm	11,4 cm	114 cm	4	12,9 kg	0,006 m ³
50	33-957-400	Galvanized Shackle with 3,2 cm Bushing	0,680 kg	14,0 cm	12,7 cm	3,8 cm	10	7,8 kg	0,025 m ³
52	21-554-162	Galvanized Shackle with 2,5 cm Bushing	0,680 kg	14,0 cm	12,7 cm	3,8 cm	10	7,8 kg	0,025 m ³
75	01-331-281	Line Holder	0,045 kg	35,6 cm	7,6 cm	2,5 cm	12	1,1 kg	0,006 m ³

MOORING BUOY PARTS (CM-2/CM-3)

Swivel Shackle

GALVANIZED. For use on mooring iron.
SKU: 99-711-284



Swivel Teflon Insert

For use on mooring iron swivel shackle.
SKU: 56-231-612



Swivel Washers

GALVANIZED. For use on mooring iron swivel shackle. Set of 2.
SKU: 18-839-156



Jam Nuts

GALVANIZED. For use on mooring iron bottom swivel. Set of 2.
SKU: 59-016-493



Cotter Pin

GALVANIZED. For use on mooring iron bottom swivel.
SKU: 16-894-108



VALVE/INFLATION PARTS

Valve Screw

For use on all Polyform buoys and fenders (except WS-1).
SKU: 81-818-792



CM-2 Mooring Iron



GALVANIZED with protective vinyl coating. Without bottom swivel.
SKU: 81-828-798

CM-3 Mooring Iron



GALVANIZED with protective vinyl coating. Without bottom swivel.
SKU: 63-808-223

CM-2 Mooring Iron With Swivel Assembly



GALVANIZED with protective vinyl coating. With bottom swivel.
SKU: 65-058-471

CM-3 Mooring Iron With Swivel Assembly



GALVANIZED with protective vinyl coating. With bottom swivel.
SKU: 98-151-827

SHACKLE PARTS

Bushings



2,5 cm for use on Polyform #52 shackles.
SKU: 16-543-899



3,2 cm-INCH for use on Polyform #50 shackles.
SKU: 68-405-168

U-Bar Screws



For use with all TFR U-Bars. Package of 2.
SKU: 67-381-202

FENDER HOLDER PARTS (TFR SERIES)

TFR U-Bars

With screws.

TFR-170



SKU: 43-323-775

TFR-230



SKU: 23-601-424

TFR-280



SKU: 42-868-653

TFR-370



SKU: 79-937-595

TFR-402 Long Screws

For use with TFR-402 swivel connectors. Package of 4 with nuts.
SKU: 40-650-167



TFR-404 Long Screws

For use with TFR-404 swivel connectors. Package of 4 with nuts.
SKU: 21-548-578



Long Screw Nut

For use with TFR-402 & TFR-404 swivel connectors.
SKU: 79-694-744



TFR-403 Screw/Nut

For use with TFR-403 parallel connectors.
SKU: 47-212-053



TFR-402/404 Screw/Nut

For use with TFR-402 & TFR-404 swivel connectors.
SKU: 41-058-770



TFR-402 Swivel Disk

For use with TFR-402 swivel connectors.
SKU: 03-298-797



TFR-404 Swivel Disk

For use with TFR-404 swivel connectors.
SKU: 80-441-749



INFLATION GUIDE + WARRANTY

Several types of air sources may be used to inflate your Polyform products:

- Polyform #30 hand pump
- Other hand or foot operated pumps
- Air compressor
- Service station air pump



Use the Polyform inflation adapter with any standard air pump

STEP 1: Remove the white plastic screw from the valve (located near the ropehold).



STEP 2: If you are using a gas station or portable air compressor, set your gauge at 2 PSI. Do not go beyond this setting. Insert the inflation adapter in the valve opening and apply the nozzle to the adapter and depress to start the air flowing. If you are using a hand or foot operated pump, insert the inflation

adapter into the nozzle first. The adapter is threaded for your convenience.

STEP 3: Fill the Polyform fender or buoy until the walls are fully expanded. The best way to check that is to measure the circumference of the particular product and match the chart measurement. You should also be able to easily push with your thumb and depress the wall 6 cm.



STEP 4: After filling the product to the correct size, remove the pump (and inflation adapter if used) and replace the white screw. Remember that you are screwing a plastic screw into plastic threads. The screw will come to a stop when the screw head is flush with the top of the valve casing. Do not force the screw past this point or damage to the valve will occur. Only when the white valve screw is completely seated in the valve as described above is the fender or buoy completely sealed.

NOTE: Do not use power drills/drivers to tighten. The torque can easily drive the screw through the valve.

Polyform products are designed to be inflated to 2.1 lbs/0,15 bar of pressure. When inflating without a pressure gauge, fill the buoy or fender until the walls are fully expanded, but make certain you can depress the wall at least 6 cm with light hand pressure. Measure the circumference and compare it with the inflation chart for proper pressure. Over inflation will reduce the performance of the product and may cause premature failure. Over-inflation voids the warranty.

CIRCUMFERENCE INFLATION CHART

	F-1	F-02	F-2	F-3	F-4	F-5	F-6	F-7	F-8	F-10	F-11	F-13
MAX CIR. CM	47,9 cm	59,8 cm	65,4 cm	65,4 cm	67,8 cm	87,7 cm	87,7 cm	119,6 cm	119,6 cm	143,6 cm	169,1 cm	231,3 cm

	A-0	A-1	A-2	A-3	A-4	A-5	A-6	A-7		CM-2	CM-3
MAX CIR. CM	63,8 cm	87,7cm	115,6 cm	135,6 cm	163,5 cm	215,3 cm	271,2 cm	311,0 cm	MAX CIR. CM	107,7 cm	135,6 cm

	CC-1	CC-2	CC-3	CC-4	CC-5	CC-6		LD-1	LD-2	LD-3	LD-4
MAX CIR. CM	83,7 cm	111,7 cm	135,6 cm	159,5 cm	215,3 cm	255,2 cm	MAX CIR. CM	68,6 cm	91,7 cm	107,7 cm	123,6 cm

	HTM-1	HTM-2	HTM-3	HTM-4		G-3	G-4	G-5	G-6
MAX CIR. CM	50,2 cm	67,8 cm	83,7 cm	107,7cm	MAX CIR. CM	43,9 cm	51,8 cm	70,2 cm	87,7 cm

	NF-3	NF-4	NF-5		WS-1		S-1
MAX CIR. CM	44,7 cm	51,0 cm	71,0 cm	MAX CIR. CM	63,8 cm	MAX CIR. CM	47,9 cm

Note: When inflating with an air compressor, set the psi to 2 lbs. pressure.



POLYFORM U.S. LIMITED WARRANTY

WHAT THIS WARRANTY COVERS

Polyform U.S. warrants its products to be free of defects in workmanship and material under normal use and service and when used for the purposes and under the conditions for which they are intended. Warranty claims are intended for the original purchaser only and all returns must include the original receipt.

WHAT THIS WARRANTY DOES NOT COVER

This warranty does not apply to any problem caused by

1. improper inflation of any product, including under or over inflation (please refer to inflation guide for maximum inflation values);
2. cuts, punctures, or exposure to chemicals that degrade or discolor plastics;
3. harm caused by animals, birds, fish;
4. intentional or unintentional damage by people;
5. abuse, neglect, accident, misuse, alteration, acts of god, unauthorized repair, improper handling, or improper use;
6. unusual conditions such as severe storms, hurricanes, extreme temperatures or exposure to excessive heat sources;
7. the natural deterioration of the product due to exposure to UV light;
8. cosmetic flaws that result from normal wear and tear under ordinary use and do not affect the performance of the product.

POLYFORM U.S. SHALL NOT BE LIABLE FOR INDIRECT, SPECIAL, INCIDENTAL OR CONSEQUENTIAL DAMAGE OR PENALTIES AND DOES NOT ASSUME ANY LIABILITY OF PURCHASER TO OTHERS FOR INJURY TO PERSON OR PROPERTY. IN THOSE STATES WHERE THE LAW DOES NOT ALLOW THE EXCLUSION OR LIMITATION OF INCIDENTAL OR CONSEQUENTIAL DAMAGES, THE ABOVE LIMITATION OR EXCLUSION MAY NOT APPLY. NO WORDS, ACTIONS, DESCRIPTIONS, MODELS, SAMPLES, OR OTHER SELLER CONDUCT WILL CREATE AN EXPRESS WARRANTY BEYOND THE TERMS DESCRIBED HERE.

Because it is impossible for Polyform U.S. to know the exact purposes for which you acquired the Polyform U.S. product or the uses to which you will put the product, Polyform U.S. shall neither be responsible for the selection of the product nor for its installation and use. While every reasonable effort has been made to ensure that you will receive a product that you can use and enjoy, Polyform U.S. does not warrant that the product will meet your requirements.

HOW LONG COVERAGE LASTS

The warranty for A Series Buoys, LD Series Buoys, F Series Fenders, G Series Fenders, HTM Series Fender, CC Series Bar Buoys and S Series Buoys lasts as long as the original purchaser owns the above-referenced Polyform U.S. product.

CM Mooring Buoys*, Elite Fender Covers, True-Fit Fender Holders, Shackles, Fender Adjusters, Line Holders, Pumps, PG Series Dock Moldings, have a LIMITED THREE YEAR WARRANTY.

*The user of a CM Mooring Buoy should regularly check the shackle and mooring hardware for structural integrity.

WS Slalom Buoys have a LIMITED ONE YEAR WARRANTY.

In those states where the law does not allow limitations on the duration of an implied warranty, the above limitation may not apply.

WHAT POLYFORM U.S. WILL DO

Obligation under this warranty is limited to repair, replacement, or credit for the defective product at the discretion of Polyform U.S.

HOW TO GET SERVICE

If you are experiencing a problem with one of our products, you can contact us in one of three ways:

1. Return the product with the original receipt to the Merchant where you purchased it.
2. Call us toll-free at 800-423-0664 and ask to speak to someone in customer service.
3. Write to us at:
Polyform U.S.
7030 South 224th Street
Kent, Washington 98032-1986 U.S.A.
P: 253.872.0300
4. E-mail us at: Fenders@POLYFORMUS.COM

In order for us to provide you with the best possible service, please be able to:

1. describe the nature of problem and the suspected defect
2. describe the conditions of how the product is being used
3. provide the age of the product to the best of your knowledge.

If you are sending us a letter or an e-mail, feel free to attach a photo if that will help you explain your situation more completely. Once we are able to assess the situation we will respond back to you with a remedy, if one is possible.

In all cases, the terms and length of our warranty will still determine if a product shall be replaced under warranty.

Polyform U.S. shall have the right to inspect said product and Purchaser shall, if requested, return the defective product to Polyform U.S. Polyform U.S. is not responsible for postage on the return of defective products. No return merchandise will be accepted without prior authorization and original proof of purchase.

DISCLAIMER: This publication provides general information to our customers. Polyform U.S. tries its best to provide complete information, but cannot guarantee its accuracy at all times. All information provided here is for illustration purposes only and is subject to change without further written notice, including prices, colors and designs. No statement printed herein shall establish any rights of any reader or purchaser.

Polyform U.S. may suggest a range of retail prices which customers may reasonably expect. However, distributors and retailers cannot be compelled to comply with those manufacturer recommended retail prices, as they must consider local costs and market trends.

The placement of an order is an offer to purchase, which may constitute a binding contract only AFTER being accepted by Polyform U.S. or our dealer.

IMAGES OF ACTUAL COLORS MAY VARY: Despite every effort to accurately depict each product's color when reproduced, color differences may arise from color monitors and print capabilities. Images are intended as a guide only and should not be regarded as absolutely correct.



Polyform
US®

Uniquely Polyform
www.PolyformUS.COM

Polyform U.S.
7030 South 224th Street
Kent, Washington 98032 USA

(800) 423-0664 (253) 872-0300
fenders@polyformus.com